

Fasteners

Wood Screw

PowerFoam R-Control Wood Screws are used to attach PowerFoam R-Control Nailbase/Nailstrip to wood structural members and substrates.

- Available in standard* lengths from 3" - 13"

Metal Screw

PowerFoam R-Control Metal Screws are used to attach PowerFoam R-Control Nailbase/Nailstrip to lightweight (up to 18 gauge) steel structural members and substrates.

- Available in standard* lengths from 3" - 13"

Concrete Screw

PowerFoam R-Control Concrete Screws are used to attach PowerFoam R-Control Nailbase/Nailstrip to all concrete structural members and substrates. PowerFoam R-Control Concrete Screws are installed into predrilled 3/16" holes.

- Available in standard* lengths from 3" - 13"

Fluted Concrete Nail

PowerFoam R-Control Concrete Nails are used to attach PowerFoam R-Control Nailbase/Nailstrip to poured concrete structural members and substrates. PowerFoam R-Control Concrete Nails are installed into predrilled 3/16" holes.

- Available in standard* lengths from 3" - 8"

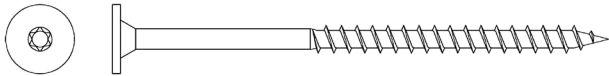


FOAM FACTS:

PowerFoam R-Control Screws and Fluted Concrete Nails.

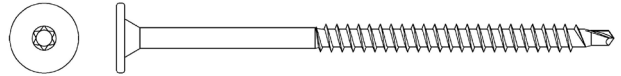
- Sit tight to the PowerFoam R-Control Nailbase/Nailstrip surface
- Heat treated steel for high strength and durability
- Coated for superior corrosion resistance
- 6 lobe drive design for screws
- Fluted nail design makes for ease of installation and grab

Wood Screw



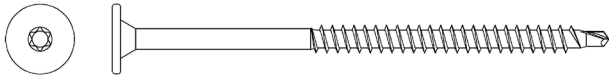
Head Style 0.625" Pancake head
 Drive Style T-30, 6 lobe
 Thread/Shank Diameter 0.255" / 0.189"
 Point Style Gimlet Thread

Concrete Screw



Head Style 0.625" Pancake head
 Drive Style T-30, 6 lobe
 Thread/Shank Diameter 0.255" / 0.189"
 Predrill Hole 3/16" masonry bit

Metal Screw



Head Style 0.625" Pancake head
 Drive Style T-30, 6 lobe
 Thread/Shank Diameter 0.255" / 0.189"
 Point Style #2 Drill Point

Fluted Concrete Nail



Head Style 0.4375" Pancake head
 Flute/Shank Diameter 0.210" / 0.202"
 Predrill Hole 3/16" masonry bit

Specifications/Installation

Fasteners as shown on plans and in specifications shall be supplied by the PowerFoam R-Control supplier.

Use PowerFoam R-Control screws and/or nails per PowerFoam R-Control recommended installation guidelines. Refer to PowerFoam R-Control Construction Manuals and Technical Bulletins showing proper design and applications.

PowerFoam R-Control Accessory Availability

Your nearest PowerFoam R-Control supplier will be happy to collaborate with you to determine your needs for PowerFoam R-Control Accessories. For additional information on PowerFoam R-Control products and to contact your nearest supplier or visit www.powerfoam.com.



sales@powerfoam.com | www.powerfoam.com



550 Murrary Street
 Midlothian, TX 76065

Office: 800-883-3626
 Fax: 972-775-1806